


Unveiling the Essential Guide: RV Inspection Deal Breakers for Informed Decision-Making

For those embarking on the exciting journey of RV ownership, one crucial step lies in conducting a thorough inspection. Understanding what constitutes a "deal breaker" can empower you to make informed decisions and avoid costly pitfalls.

Chapter 1: Hidden Perils: Structural Issues

Begin with a detailed visual examination of the RV's exterior. Look for signs of rust or corrosion, especially around the roof, walls, and undercarriage. Penetrating moisture can cause extensive structural damage that may not be immediately apparent.



RV Inspection Deal-Breakers: A 30-minute process that can save you thousands of dollars... by John Gaver

★ ★ ★ ★ ☆	4.7 out of 5
Language	: English
File size	: 6510 KB
Text-to-Speech	: Enabled
Screen Reader	: Supported
Enhanced typesetting	: Enabled
Word Wise	: Enabled
Print length	: 54 pages
Lending	: Enabled
Paperback	: 234 pages
Item Weight	: 12.3 ounces
Dimensions	: 6 x 0.59 x 9 inches



Next, check for any sagging or buckling in the roof or walls. These can indicate weakened or damaged framing, compromising the RV's integrity.

Inspect the tires carefully for excessive wear or damage. Replace them if necessary to ensure safe travels and prevent costly breakdowns.

Chapter 2: Electrical Hazards: A Hidden Menace

Inspect the RV's electrical system meticulously. Check for loose connections, frayed wires, and damaged outlets. These can pose fire hazards or electrical shocks.

Test the electrical appliances, such as the refrigerator, air conditioner, and furnace, to ensure they are functioning properly. Electrical malfunctions can be costly to repair and affect the RV's comfort and safety.

Chapter 3: Plumbing Pitfalls: Avoiding Leaks and Failures

Examine the RV's plumbing system for any leaks or damages. Check under sinks, showers, and toilets for signs of moisture or stains. Leaky pipes can lead to costly repairs and damage the RV's interior.

Test the water heater and faucets to ensure they are working correctly. Inspect the water pump and connections for any leaks or malfunctions.

Chapter 4: Gas Leaks: A Silent but Deadly Danger

Inspect the RV's propane system for any leaks. Gas leaks can be fatal and often go undetected.

Check the propane tanks, lines, and appliances for any signs of damage or leaks. Use a gas detector to monitor for any potential leaks.

Chapter 5: Interior Inspection: Comfort and Functionality

Inspect the RV's interior thoroughly. Check for any signs of water damage, stains, or mold. Mold can cause health issues and can be expensive to remove.

Test all the appliances and fixtures, such as the refrigerator, stove, lights, and air conditioner, to ensure they are functioning properly.

Inspect the upholstery, curtains, and flooring for any signs of damage or wear and tear.

Chapter 6: Safety Measures: Essential for Peace of Mind

Check the RV's fire extinguisher and carbon monoxide detector to ensure they are in good working condition.

Inspect the smoke alarms and emergency exits to ensure they are accessible and functional.

By following these comprehensive guidelines, you can identify potential "deal breakers" during an RV inspection. Armed with this knowledge, you can make informed decisions, protect yourself from costly repairs, and embark on your RV adventures with confidence and peace of mind.

Remember, purchasing an RV is a significant investment. A thorough inspection is essential to uncover any hidden issues that could affect your safety, comfort, and budget.

Don't let hidden defects ruin your RV dreams. Get your copy of **"RV Inspection Deal Breakers"** today and empower yourself with the

knowledge to make smart choices that will ensure a lifetime of unforgettable RV adventures.

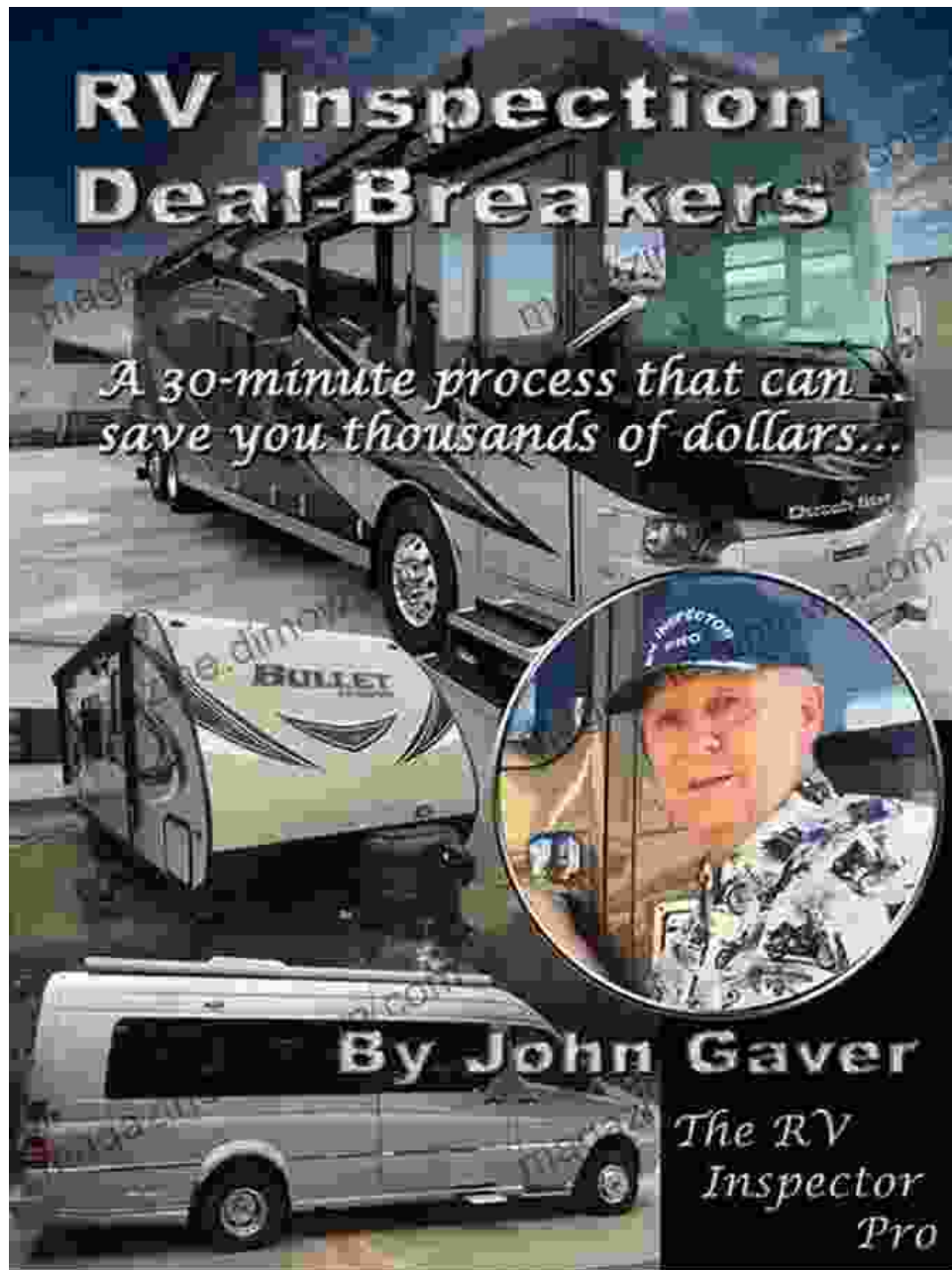



Table of Contents

1. Hidden Perils: Structural Issues
2. Electrical Hazards: A Hidden Menace

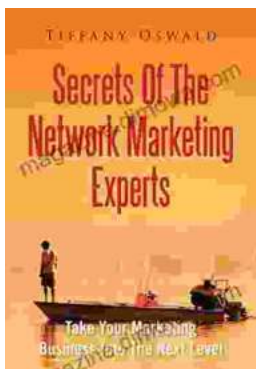
3. Plumbing Pitfalls: Avoiding Leaks and Failures
4. Gas Leaks: A Silent but Deadly Danger
5. Interior Inspection: Comfort and Functionality
6. Safety Measures: Essential for Peace of Mind



RV Inspection Deal-Breakers: A 30-minute process that can save you thousands of dollars... by John Gaver

★★★★☆ 4.7 out of 5

Language	: English
File size	: 6510 KB
Text-to-Speech	: Enabled
Screen Reader	: Supported
Enhanced typesetting	: Enabled
Word Wise	: Enabled
Print length	: 54 pages
Lending	: Enabled
Paperback	: 234 pages
Item Weight	: 12.3 ounces
Dimensions	: 6 x 0.59 x 9 inches



Take Your Marketing Business Into The Next Level

Are you ready to take your marketing business to the next level? If so, then you need to read this guide. In this guide, you will learn everything...



From Fourier to Cauchy-Riemann: Geometry Cornerstones

From Fourier to Cauchy-Riemann: Geometry Cornerstones is a comprehensive and engaging guide to the fundamental principles of geometry, with a special focus on the Fourier...