


The Procrastinator's Guide to Writing an Effective Term Paper

If you're like most students, you probably procrastinate on writing term papers. It's not that you don't want to do them, it's just that there are always other things that seem more important at the time. But when the deadline finally arrives, you're left scrambling to finish your paper at the last minute.



Don't Panic: The Procrastinator's Guide to Writing an Effective Term Paper by Steven Posusta

★★★★☆ 4.3 out of 5

Language	: English
File size	: 236 KB
Text-to-Speech	: Enabled
Screen Reader	: Supported
Enhanced typesetting	: Enabled
Word Wise	: Enabled
Print length	: 66 pages
Lending	: Enabled



If this sounds like you, don't worry. You're not alone. In fact, a study by the University of California, Berkeley found that over 80% of students procrastinate on their term papers.

But just because procrastination is common doesn't mean it's a good idea. Procrastinating on your term paper can lead to a number of problems, including:

- Lower grades

- Increased stress
- Missed deadlines
- Plagiarism

If you want to avoid these problems, it's important to learn how to overcome procrastination. And that's where this guide comes in.

This guide will provide you with everything you need to know to write an effective term paper, even if you're a procrastinator. We'll cover everything from choosing a topic to writing the first draft to revising and editing your final paper.

So if you're ready to get started, let's dive in.

Chapter 1: Choosing a Topic

The first step to writing an effective term paper is choosing a topic. This is an important decision, so it's important to take your time and choose a topic that you're interested in and that you know something about.

Here are a few tips for choosing a topic:

- **Choose a topic that you're interested in.** This will make the writing process more enjoyable and will help you stay motivated.
- **Choose a topic that you know something about.** This will give you a head start on the research process and will help you write a more informed paper.
- **Choose a topic that is narrow enough to be manageable.** If your topic is too broad, you'll have a hard time narrowing it down and

focusing your research.

- **Choose a topic that is relevant to your course.** Make sure that your topic is relevant to the course material and that it will help you achieve the learning objectives for the course.

Once you've chosen a topic, it's time to start researching.

Chapter 2: Researching Your Topic

The research process is an important part of writing a term paper. It's important to find credible sources that will support your argument and help you write a well-informed paper.

Here are a few tips for researching your topic:

- **Use a variety of sources.** Don't rely on just one or two sources. Use a variety of sources, including books, articles, websites, and interviews.
- **Evaluate your sources.** Not all sources are created equal. Make sure that your sources are credible and that they provide accurate information.
- **Take notes.** As you research, take notes on the important information that you find. This will help you remember the information and use it in your paper.

Once you've completed your research, it's time to start writing your paper.

Chapter 3: Writing Your Term Paper

The writing process can be daunting, but it's important to break it down into smaller steps. Here's a step-by-step guide to writing your term paper:

1. **Create an outline.** An outline will help you organize your thoughts and ideas. It will also help you stay on track as you write your paper.
2. **Write the first draft.** Don't worry about making your first draft perfect. Just get your thoughts down on paper.
3. **Revise and edit your paper.** Once you've written your first draft, it's important to revise and edit it. This means checking for grammar and spelling errors, as well as making sure that your paper is well-organized and flows smoothly.
4. **Get feedback from others.** Ask a friend, family member, or professor to read your paper and give you feedback. This will help you identify any areas that need improvement.
5. **Make final revisions.** Once you've received feedback from others, make any necessary revisions to your paper.

Once you've completed your revisions, your term paper is ready to be submitted.

Chapter 4: Submitting Your Term Paper

The final step in writing a term paper is submitting it. Make sure that you submit your paper on time and that it is properly formatted.


Here are a few tips for submitting your term paper:

- **Submit your paper on time.** Late papers will be penalized, so make sure that you submit your paper on time.
- **Format your paper correctly.** Make sure that your paper is formatted according to the guidelines provided by your professor.

- **Proofread your paper.** Before you submit your paper, proofread it carefully for any errors.

Once you've submitted your term paper, you can finally relax. You've completed a major assignment, and you can be proud of your work.

Writing a term paper can be a daunting task, but it doesn't have to be. By following the tips in this guide, you can write an effective term paper, even if you're a procrastinator. So what are you waiting for? Get started today!

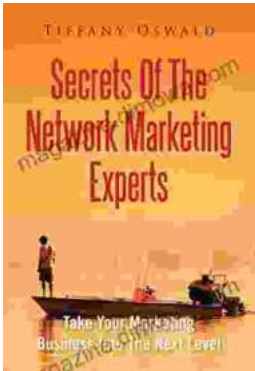


Don't Panic: The Procrastinator's Guide to Writing an Effective Term Paper by Steven Posusta

★★★★☆ 4.3 out of 5


Language	: English
File size	: 236 KB
Text-to-Speech	: Enabled
Screen Reader	: Supported
Enhanced typesetting	: Enabled
Word Wise	: Enabled
Print length	: 66 pages
Lending	: Enabled





Take Your Marketing Business Into The Next Level

Are you ready to take your marketing business to the next level? If so, then you need to read this guide. In this guide, you will learn everything...



From Fourier to Cauchy-Riemann: Geometry Cornerstones

From Fourier to Cauchy-Riemann: Geometry Cornerstones is a comprehensive and engaging guide to the fundamental principles of geometry, with a special focus on the Fourier...